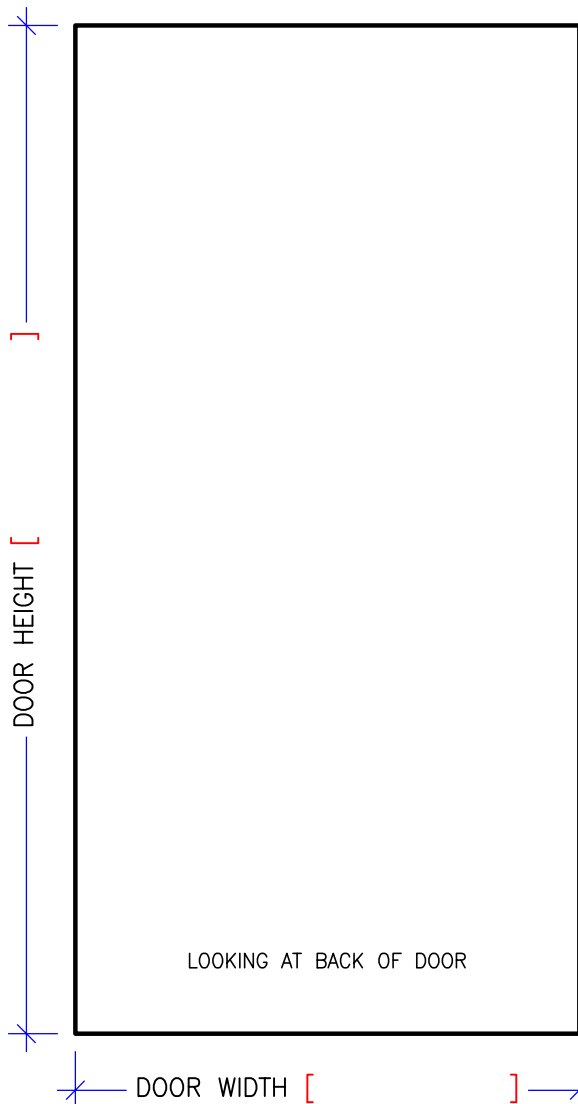
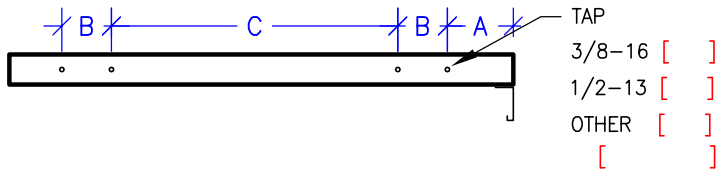


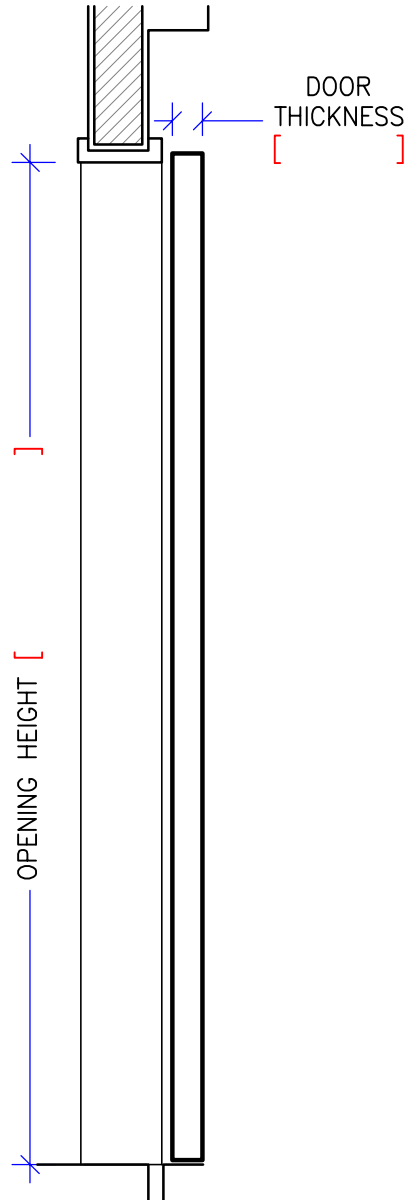
GENERAL SPECIFICATIONS AND DATA

JOB NAME:			QUANTITY	DOOR HAND		DOOR FINISH	
SHAFT NAME: <small>(IF APPLICABLE)</small>	OPENING DIMENSION:			LEFT H	RIGHT H	<input type="checkbox"/> BAKED ENAMEL	<input type="checkbox"/> BAKED PRIME
DOOR DRILLING: GAL <input type="checkbox"/>	MAC <input type="checkbox"/>	OTIS <input type="checkbox"/>				<input type="checkbox"/> S/ST # 4	<input type="checkbox"/> S/ST MIRROR
OTHER <input type="checkbox"/>		UNDRILLED <input type="checkbox"/>				<input type="checkbox"/> BRONZE	<input type="checkbox"/> OTHER
						<input type="checkbox"/> BAKED ENAMEL	<input type="checkbox"/> BAKED PRIME
						<input type="checkbox"/> S/ST # 4	<input type="checkbox"/> S/ST MIRROR
						<input type="checkbox"/> BRONZE	<input type="checkbox"/> OTHER

A: [] B: [] C: []

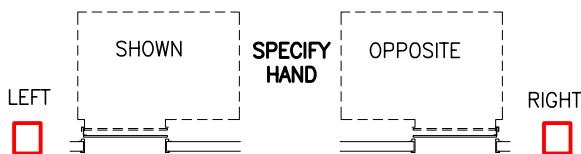


KEYHOLE REQ.
 YES []
 NO []



PLEASE NOTE: COLUMBIA'S STANDARD DOORS ARE DESIGNED TO BE USED IN AN INTERIOR, CLIMATE CONTROLLED ENVIRONMENT, OUT OF DIRECT SUN EXPOSURE.

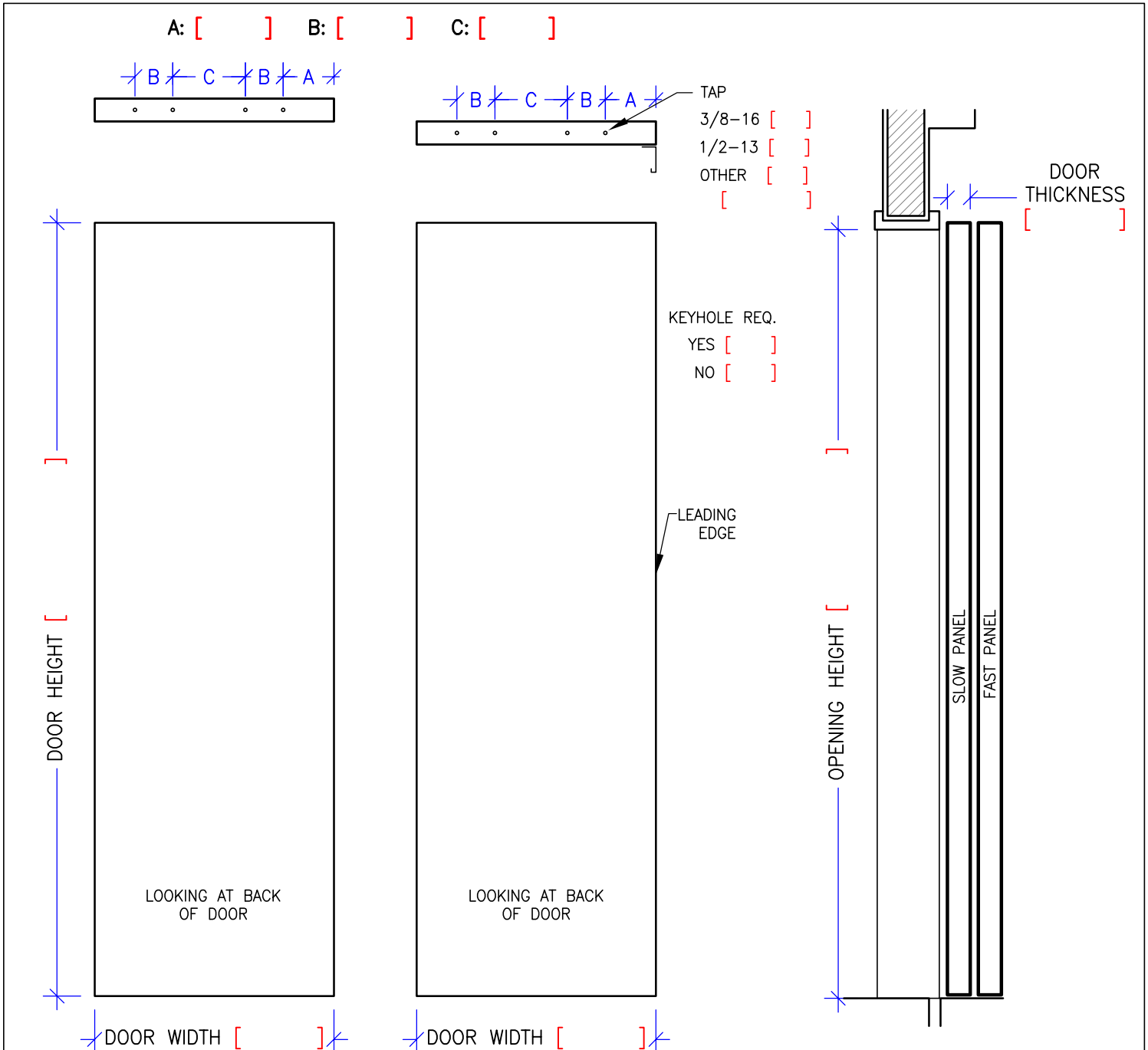
NOTE: IF ANY OTHER ADDITIONAL REINFORCEMENT OR DRILLINGS ARE REQUIRED PLEASE MARK ON BACK OF DOOR



**HATCH DOOR SURVEY
SINGLE SPEED DOOR**

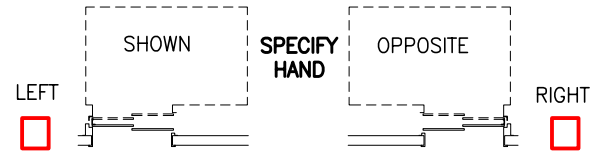
GENERAL SPECIFICATIONS AND DATA

JOB NAME:		DOOR HAND	
SHAFT NAME: <small>(IF APPLICABLE)</small>	OPENING DIMENSION:	LEFT H	RIGHT H
DOOR DRILLING: GAL <input type="checkbox"/>	MAC <input type="checkbox"/>		DOOR FINISH
OTHER <input type="checkbox"/>	UNDRIILLED <input type="checkbox"/>		<input type="checkbox"/> BAKED ENAMEL <input type="checkbox"/> S/ST # 4 <input type="checkbox"/> BRONZE <input type="checkbox"/> BAKED PRIME <input type="checkbox"/> S/ST MIRROR <input type="checkbox"/> OTHER



PLEASE NOTE: COLUMBIA'S STANDARD DOORS ARE DESIGNED TO BE USED IN AN INTERIOR, CLIMATE CONTROLLED ENVIRONMENT, OUT OF DIRECT SUN EXPOSURE.

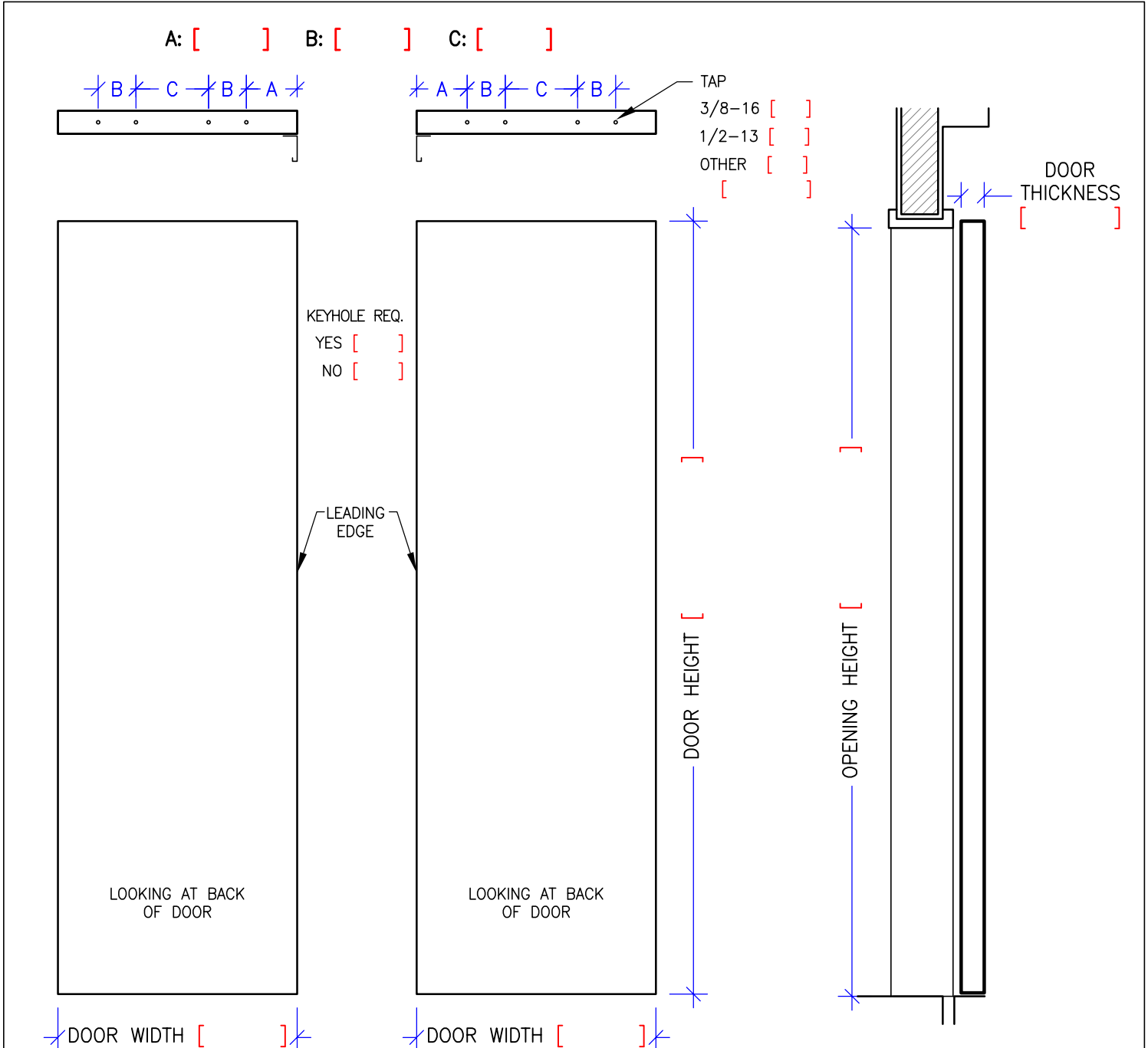
NOTE: IF ANY OTHER ADDITIONAL REINFORCEMENT OR DRILLINGS ARE REQUIRED PLEASE MARK ON BACK OF DOOR



**HATCH DOOR SURVEY
TWO SPEED DOOR**

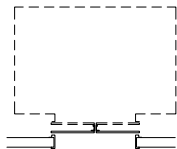
GENERAL SPECIFICATIONS AND DATA

JOB NAME:		QUANTITY	DOOR FINISH	
SHAFT NAME: <small>(IF APPLICABLE)</small>	OPENING DIMENSION:		<input type="checkbox"/> BAKED ENAMEL	BAKED PRIME <input type="checkbox"/>
DOOR DRILLING: GAL <input type="checkbox"/>	MAC <input type="checkbox"/>	OTIS <input type="checkbox"/>	<input type="checkbox"/> S/ST # 4	S/ST MIRROR <input type="checkbox"/>
OTHER <input type="checkbox"/>	UNDRILLED <input type="checkbox"/>		<input type="checkbox"/> BRONZE	OTHER <input type="checkbox"/>
			<input type="checkbox"/> BAKED ENAMEL	BAKED PRIME <input type="checkbox"/>
			<input type="checkbox"/> S/ST # 4	S/ST MIRROR <input type="checkbox"/>
			<input type="checkbox"/> BRONZE	OTHER <input type="checkbox"/>



PLEASE NOTE: COLUMBIA'S STANDARD DOORS ARE DESIGNED TO BE USED IN AN INTERIOR, CLIMATE CONTROLLED ENVIRONMENT, OUT OF DIRECT SUN EXPOSURE.

NOTE: IF ANY OTHER ADDITIONAL REINFORCEMENT OR DRILLINGS ARE REQUIRED PLEASE MARK ON BACK OF DOOR

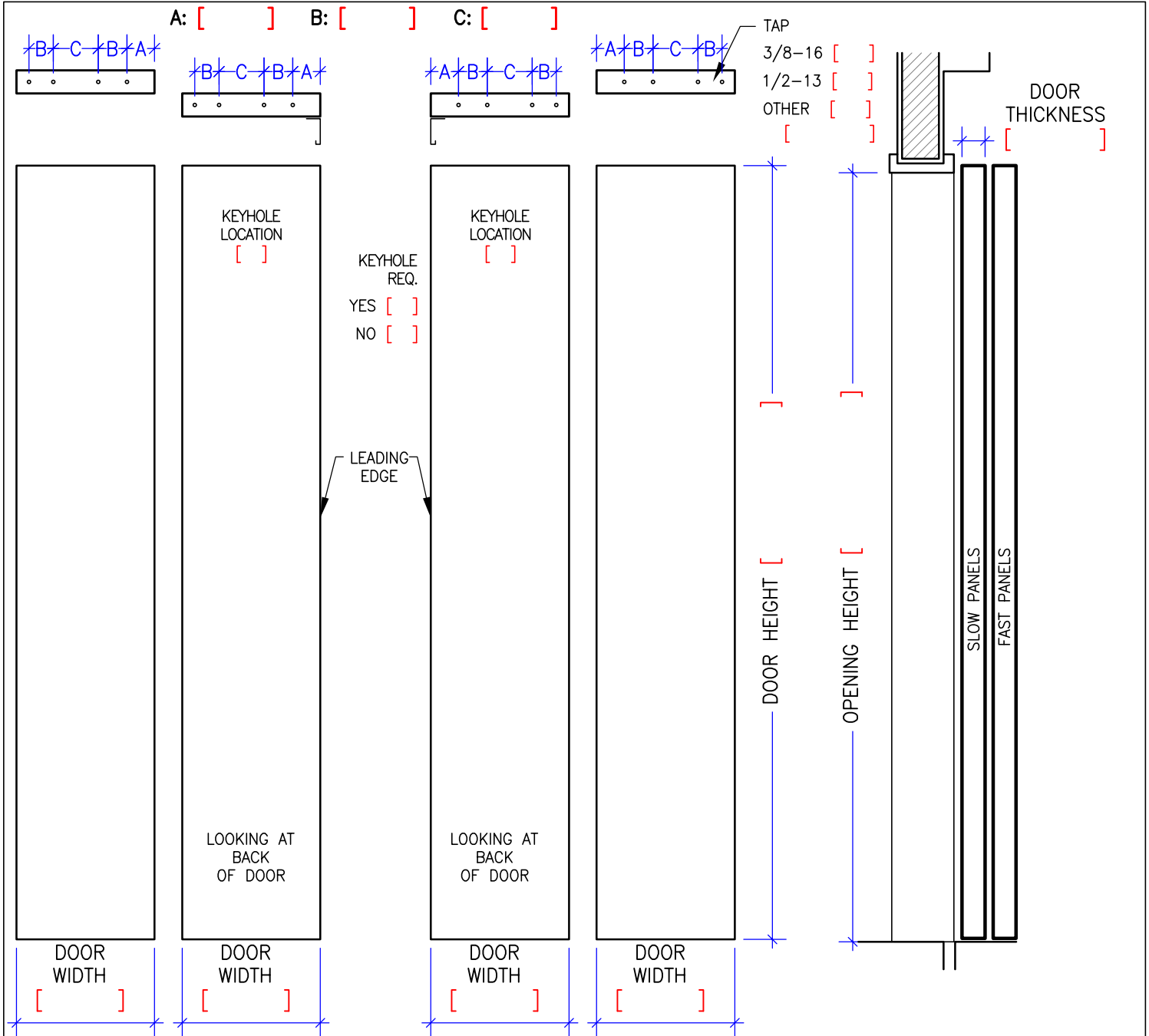


**HATCH DOOR SURVEY
CENTER OPENING DOOR**

GENERAL SPECIFICATIONS AND DATA

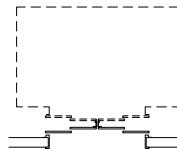
JOB NAME:			
SHAFT NAME: <small>(IF APPLICABLE)</small>	OPENING DIMENSION:		
DOOR DRILLING: GAL <input type="checkbox"/>	MAC <input type="checkbox"/>	OTIS <input type="checkbox"/>	
OTHER <input type="checkbox"/>	UNDRILLED <input type="checkbox"/>		

QUANTITY	DOOR FINISH	
	<input type="checkbox"/> BAKED ENAMEL	BAKED PRIME <input type="checkbox"/>
	<input type="checkbox"/> S/ST # 4	S/ST MIRROR <input type="checkbox"/>
	<input type="checkbox"/> BRONZE	OTHER <input type="checkbox"/>
	<input type="checkbox"/> BAKED ENAMEL	BAKED PRIME <input type="checkbox"/>
	<input type="checkbox"/> S/ST # 4	S/ST MIRROR <input type="checkbox"/>
	<input type="checkbox"/> BRONZE	OTHER <input type="checkbox"/>



PLEASE NOTE: COLUMBIA'S STANDARD DOORS ARE DESIGNED TO BE USED IN AN INTERIOR, CLIMATE CONTROLLED ENVIRONMENT, OUT OF DIRECT SUN EXPOSURE.

NOTE: IF ANY OTHER ADDITIONAL REINFORCEMENT OR DRILLINGS ARE REQUIRED PLEASE MARK ON BACK OF DOOR

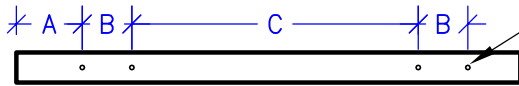


**HATCH DOOR SURVEY
2SP CENTER OPENING DOOR**

GENERAL SPECIFICATIONS AND DATA

JOB NAME:			QUANTITY	DOOR HAND		DOOR FINISH	
SHAFT NAME: <small>(IF APPLICABLE)</small>	OPENING DIMENSION:			LEFT H	RIGHT H	<input type="checkbox"/> BAKED ENAMEL	<input type="checkbox"/> BAKED PRIME
DOOR DRILLING: GAL <input type="checkbox"/>	MAC <input type="checkbox"/>	OTIS <input type="checkbox"/>				<input type="checkbox"/> S/ST # 4	<input type="checkbox"/> S/ST MIRROR
OTHER <input type="checkbox"/>		UNDRILLED <input type="checkbox"/>				<input type="checkbox"/> BRONZE	<input type="checkbox"/> OTHER
						<input type="checkbox"/> BAKED ENAMEL	<input type="checkbox"/> BAKED PRIME
						<input type="checkbox"/> S/ST # 4	<input type="checkbox"/> S/ST MIRROR
						<input type="checkbox"/> BRONZE	<input type="checkbox"/> OTHER


A: [] B: [] C: []



TAP
 3/8-16 []
 1/2-13 []
 OTHER []
 []

DOOR THICKNESS []

LEADING EDGE



DOOR WIDTH []

DOOR HEIGHT []

OPENING HEIGHT []

NOTE:
 IF ANY OTHER ADDITIONAL REINFORCEMENT OR DRILLINGS ARE REQUIRED PLEASE MARK ON BACK OF DOOR

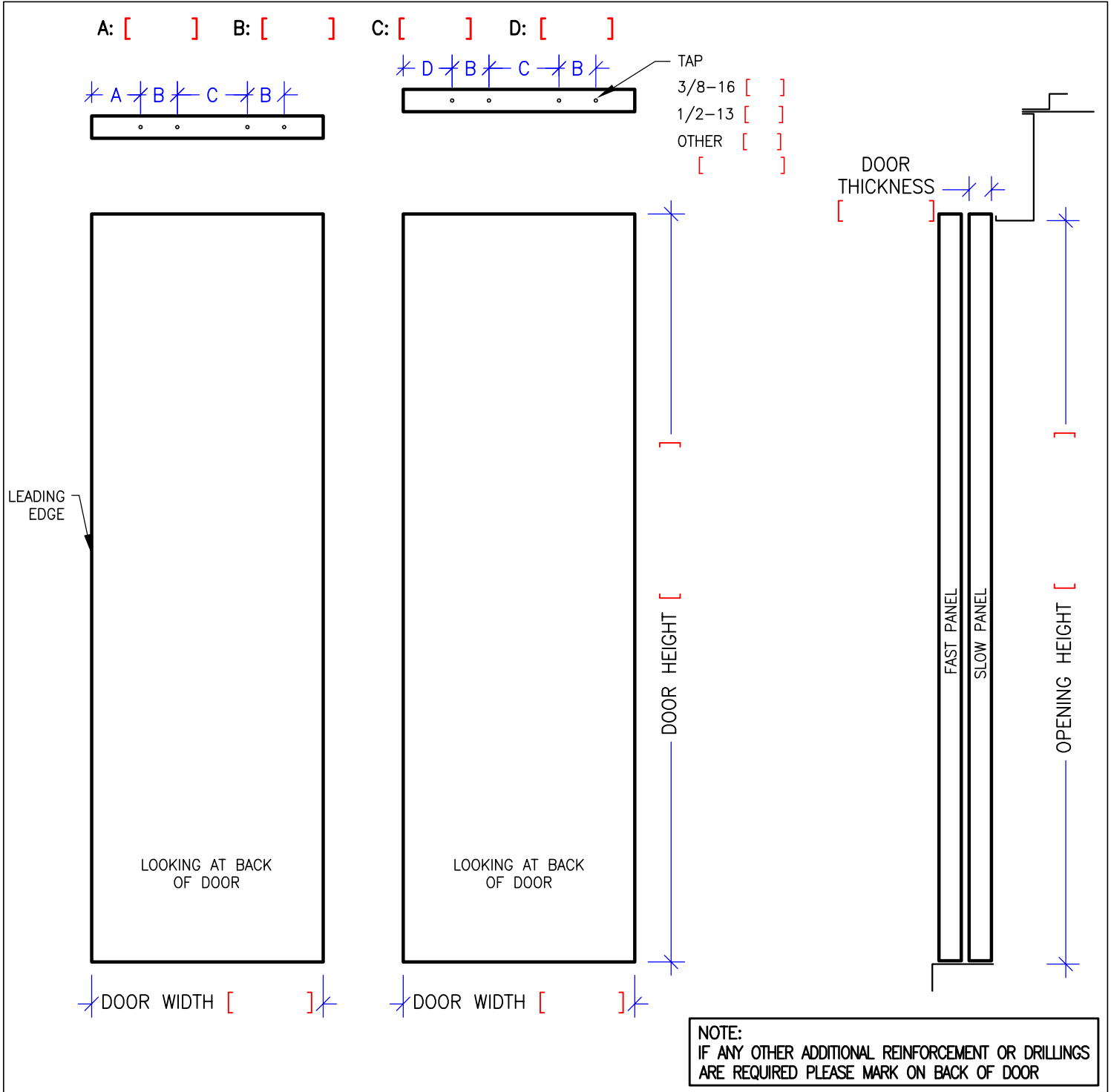


LEFT SHOWN SPECIFY HAND OPPOSITE RIGHT

**CAB DOOR SURVEY
 SINGLE SPEED DOOR**

GENERAL SPECIFICATIONS AND DATA

JOB NAME:		QUANTITY	DOOR HAND		DOOR FINISH	
SHAFT NAME: <small>(IF APPLICABLE)</small>	OPENING DIMENSION:		LEFT H	RIGHT H	<input type="checkbox"/> BAKED ENAMEL	<input type="checkbox"/> BAKED PRIME
DOOR DRILLING: GAL <input type="checkbox"/>	MAC <input type="checkbox"/>				<input type="checkbox"/> S/ST # 4	<input type="checkbox"/> S/ST MIRROR
OTHER <input type="checkbox"/>					<input type="checkbox"/> BRONZE	<input type="checkbox"/> OTHER
					<input type="checkbox"/> BAKED ENAMEL	<input type="checkbox"/> BAKED PRIME
					<input type="checkbox"/> S/ST # 4	<input type="checkbox"/> S/ST MIRROR
					<input type="checkbox"/> BRONZE	<input type="checkbox"/> OTHER

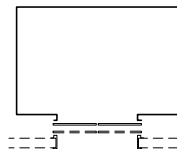
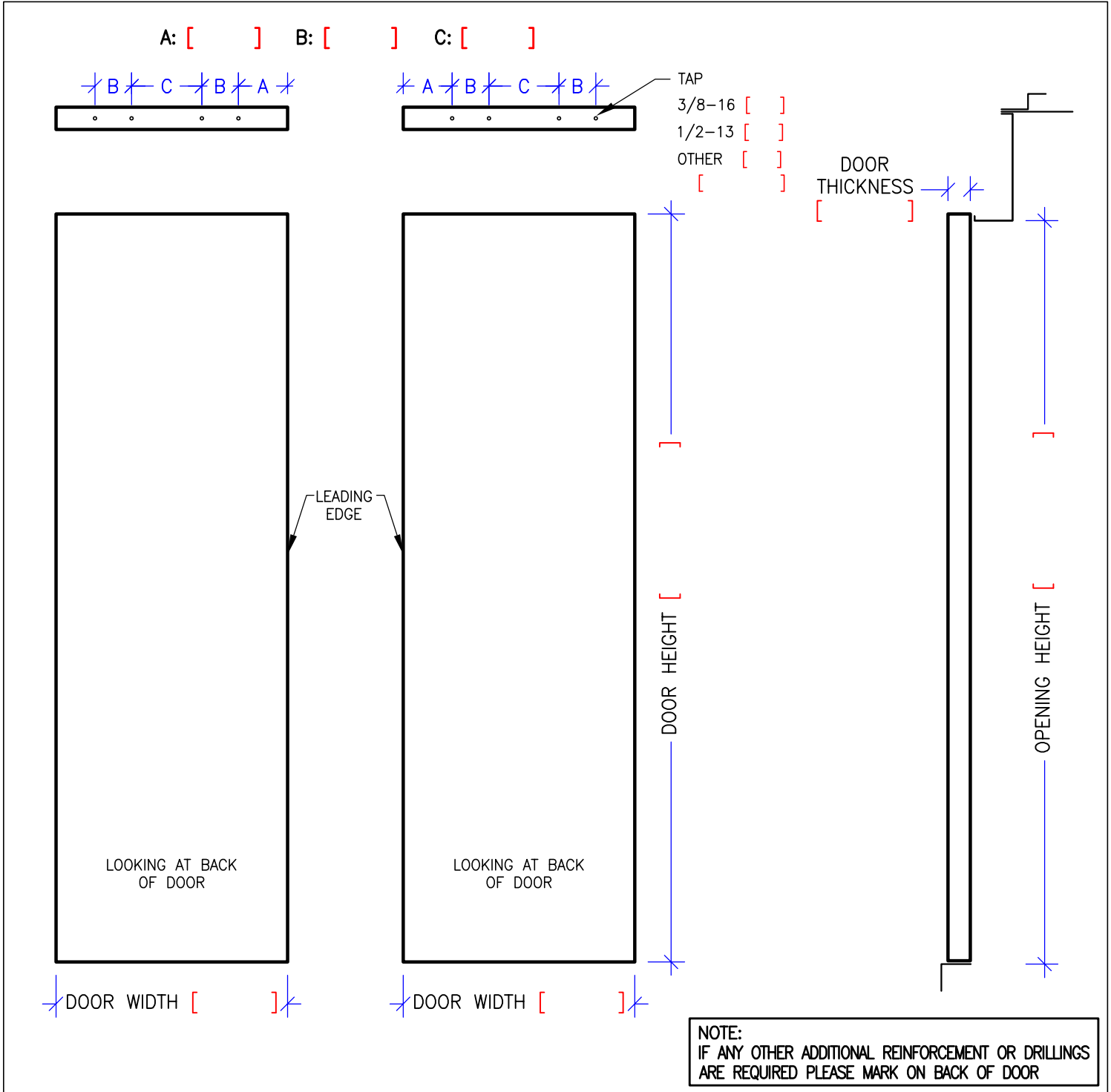


LEFT SHOWN SPECIFY HAND OPPOSITE RIGHT

**CAB DOOR SURVEY
TWO SPEED DOOR**

GENERAL SPECIFICATIONS AND DATA

JOB NAME:		QUANTITY	DOOR FINISH
SHAFT NAME: <small>(IF APPLICABLE)</small>	OPENING DIMENSION:		<input type="checkbox"/> BAKED ENAMEL <input type="checkbox"/> S/ST # 4 <input type="checkbox"/> BRONZE
DOOR DRILLING: GAL <input type="checkbox"/>	MAC <input type="checkbox"/>	OTIS <input type="checkbox"/>	<input type="checkbox"/> BAKED PRIME <input type="checkbox"/> S/ST MIRROR <input type="checkbox"/> OTHER
OTHER <input type="checkbox"/>	UNDRILLED <input type="checkbox"/>		<input type="checkbox"/> BAKED ENAMEL <input type="checkbox"/> S/ST # 4 <input type="checkbox"/> BRONZE

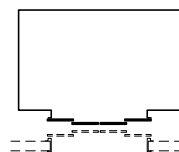
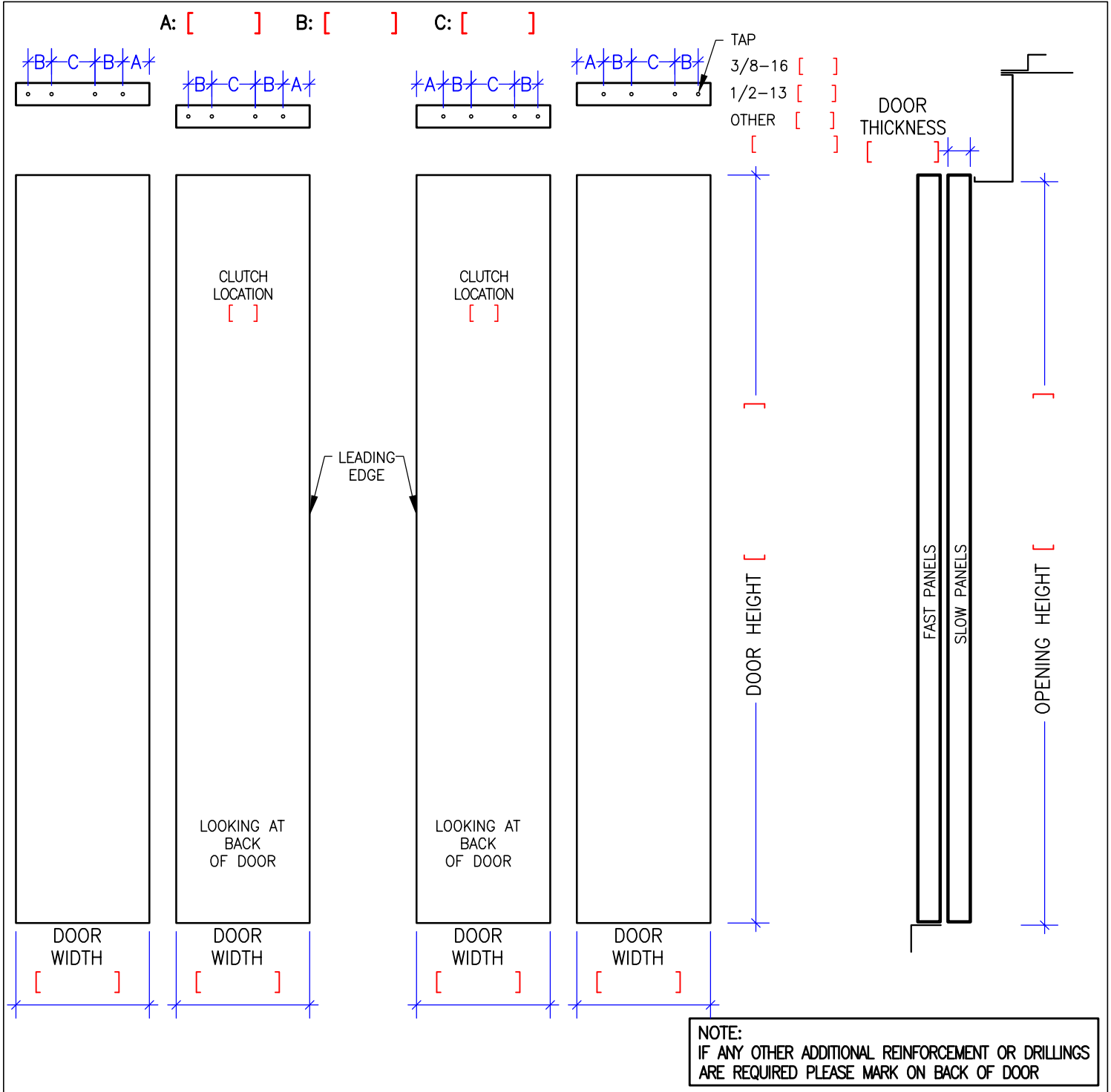


**CAB DOOR SURVEY
CENTER OPENING DOOR**

GENERAL SPECIFICATIONS AND DATA

JOB NAME:			
SHAFT NAME: <small>(IF APPLICABLE)</small>	OPENING DIMENSION:		
DOOR DRILLING:	GAL <input type="checkbox"/>	MAC <input type="checkbox"/>	OTIS <input type="checkbox"/>
OTHER <input type="checkbox"/>			UNDRILLED <input type="checkbox"/>

QUANTITY	DOOR FINISH	
	<input type="checkbox"/> BAKED ENAMEL	BAKED PRIME <input type="checkbox"/>
	<input type="checkbox"/> S/ST # 4	S/ST MIRROR <input type="checkbox"/>
	<input type="checkbox"/> BRONZE	OTHER <input type="checkbox"/>
	<input type="checkbox"/> BAKED ENAMEL	BAKED PRIME <input type="checkbox"/>
	<input type="checkbox"/> S/ST # 4	S/ST MIRROR <input type="checkbox"/>
	<input type="checkbox"/> BRONZE	OTHER <input type="checkbox"/>



CAB DOOR SURVEY
2SP CENTER OPENING DOOR